

# Listening & speaking for SPM briefing

ENGLISH LANGUAGE 2021

Prepared by: Miss Diyana



**Are you ready  
to start?**



# SPM papers format

Bil	Perkara	Kertas 1 (1119/1)	Kertas 2 (1119/2)	Kertas 3 (1119/3)	Kertas 4 (1119/4)
1	Jenis Instrumen	Ujian Pemahaman ( <i>Reading and Use of English</i> )	Ujian Penulisan ( <i>Writing</i> )	Ujian Bertutur ( <i>Speaking</i> )	Ujian Mendengar ( <i>Listening</i> )
2	Jenis Item	<ul style="list-style-type: none"> <li>Objektif Aneka Pilihan (OAP)</li> <li>Objektif Pelbagai Bentuk (OPB)</li> <li>Subjektif Respons Terhadap</li> </ul>	<ul style="list-style-type: none"> <li>Subjektif Respons Terhadap</li> <li>Subjektif Respons Terbuka</li> </ul>	<ul style="list-style-type: none"> <li>Subjektif Respons Terhadap</li> <li>Subjektif Respons Terbuka</li> </ul>	<ul style="list-style-type: none"> <li>Objektif Aneka Pilihan (OAP)</li> <li>Objektif Pelbagai Bentuk (OPB)</li> </ul>
3	Bilangan Soalan	<b>Bahagian 1:</b> 8 soalan (8 markah) <b>Bahagian 2:</b> 10 soalan (10 markah) <b>Bahagian 3:</b> 8 soalan (8 markah) <b>Bahagian 4:</b> 6 soalan (6 markah) <b>Bahagian 5:</b> 8 soalan (8 markah)	<b>Bahagian 1:</b> 1 soalan (20 markah) <b>Bahagian 2:</b> 1 soalan (20 markah) <b>Bahagian 3:</b> 3 soalan (Jawab 1 soalan) (20 markah)	<b>Bahagian 1:</b> 4 soalan untuk setiap calon <b>Bahagian 2:</b> 1 soalan untuk setiap calon <b>Bahagian 3:</b> 3 soalan untuk kedua-dua calon.	<b>Bahagian 1:</b> 7 soalan (7 markah) <b>Bahagian 2:</b> 8 soalan (8 markah) <b>Bahagian 3:</b> 5 soalan (5 markah) <b>Bahagian 4:</b> 10 soalan (10 markah)
4	Jumlah Markah	40 markah	60 markah	24 markah	30 markah
5	Wajaran	25%	25%	25%	25%
6	Konstruk	Kemahiran membaca: <ul style="list-style-type: none"> <li>Memahami</li> <li>Mengaplikasi</li> <li>Menganalisis</li> <li>Menilai</li> </ul>	Kemahiran menulis: <ul style="list-style-type: none"> <li>Mengaplikasi</li> <li>Menganalisis</li> <li>Menilai</li> <li>Mencipta</li> </ul>	Kemahiran bertutur dan mendengar: <ul style="list-style-type: none"> <li>Memahami</li> <li>Mengaplikasi</li> <li>Menganalisis</li> <li>Menilai</li> </ul>	Kemahiran mendengar: <ul style="list-style-type: none"> <li>Memahami</li> <li>Mengaplikasi</li> </ul>
		<ul style="list-style-type: none"> <li>Pengetahuan sistem bahasa</li> <li>Nilai</li> </ul>			
7	Tempoh Ujian	1 jam 30 minit	1 jam 30 minit	13 minit	40 minit
8	Cakupan Konteks	Mencakupi semua standard kandungan dan standard pembelajaran yang terdapat dalam Dokumen Standard Kurikulum dan Pentaksiran			





# Paper 3: Speaking

Pair work





## **PART 1: GENERAL QUESTIONS**

Time allocation: 3–4 minutes

- 2 phases
- Topics about background of the candidates
- Introduce oneself (Topics related to daily routines and interests).

*Phase 1*  
**Interlocutor**

Good morning/afternoon.

I'm ... and this is my colleague ... He/She'll just listen to us.  
First of all, we'd like to know something about you.

<b>1</b> Candidate A	<b>Main questions</b> What's your name? Thank you.	<b>Back-up prompts</b> Should I call you ...?
Candidate B	And what's your name? Thank you.	
<b>2</b> Candidate A	What is your hobby? Thank you.	Do you enjoy painting?
Candidate B	And, what do you like to do in your free time?	Do you like ...?
	Thank you.	

*Phase 2*  
**Interlocutor**

Now I'm going to ask you about your eating habits.

*Select one or more questions from the list to ask the candidates.  
Use candidates' names throughout.*

<b>Main questions</b> <b>3</b> What is your favourite food?	<b>Back-up prompts</b> Do you like eating ...?
<b>4</b> How often do you eat ...?	How many times a week do you eat ...?
<b>5</b> Do you prefer to cook the dish at home or have it at a restaurant?	Do you know how to prepare ... at home?
<b>6</b> What kinds of food would you like to try?	Have you tried eating ...?
Thank you.	

# SAMPLE QUESTION



## **PART 2:**

# **INDIVIDUAL LONG TURN**

Time allocation: 3-4 minutes

The questions in this part focuses on your ability to:


- Give information of a non-personal kind
- Talk about past/future experiences
- Explain and give reasons
- Express and justify opinions
- Describe places, people, and situations
- Naming personal characteristics, objects, and activities
- Paraphrase words and ideas

### A family celebration

Talk about a family celebration you had recently.

You should say:

- what the event was
- what you did there
- if you enjoyed yourself (why / why not?)
- why family celebrations are important in Malaysia



### A person you admire

Talk about a person you admire.

You should say:

- who this person is
- what this person looks like
- why you admire this person
- if you think it is important for people to have good role models (why / why not?)



# SAMPLE INTERLOCUTOR SCRIPT

- 1. Family celebration
- 2. A person you admire

Part 2  
3-4 minutes

**Interlocutor** In this part of the test, I'm going to give each of you a topic and I'd like you to talk about it on your own for about a minute. You also need to answer a question briefly about your partner's topic.

(Candidate A), it's your turn first. Here's your task.  
*Place Part 2 booklet, open at Task 2A, in front of Candidate A.*

I'd like you to **talk about a family celebration you had recently**. First, you have some time to think about what you're going to say.

**Candidate A** *Allow candidate 20 seconds to prepare.*  
⌚ approx.  
20 seconds

**Interlocutor** All right? You may start now.

**Candidate A** .....  
⌚ 1 minute  
*Back-up prompts to be used if necessary. Use the prompts below. [the oblique '/' is included to make it as a choice.]*  
**What can you say about this point? Tell me about .... (e.g. Tell me about this point.)**

**Interlocutor** Thank you.  
(Candidate B), what was the last celebration you had? Did you have a good time? Why?

**Candidate B** .....  
⌚ approx.  
20 seconds

**Interlocutor** Thank you. (Candidate A) Can I have the booklet, please? *Retrieve Part 2 booklet.*  
*Place Part 2 booklet, open at Task 2B, in front of Candidate B.*

Now, (Candidate B), here's your task. I'd like you to **talk about a person you admire**. First, you have some time to think about what you're going to say.

**Candidate B** *Allow candidate 20 seconds to prepare.*  
⌚ approx.  
20 seconds

**Interlocutor** All right? You may start now.

**Candidate B** .....  
⌚ 1 minute  
*Back-up prompts to be used if necessary. Use the prompts below. [the oblique '/' is included to make it as a choice.]*

**What can you say about this point? Tell me about .... (e.g. Tell me about this point.)**

**Interlocutor** Thank you.

(Candidate A), who do you admire? Why?

**Candidate A** .....  
⌚ approx.  
20 seconds

**Interlocutor** Thank you. (Candidate B) Can I have the booklet, please? *Retrieve Part 2 booklet.*




## **PART 3: DISCUSSION**

Time allocation: 4-5 minutes


The questions in this part focuses on your ability to:

- Explain and give reasons
- Express and justify opinions
- Exchange ideas and opinions (likes, dislikes, preferences, experiences, habits, etc)
- Negotiate agreement
- Make and respond to suggestions
- Discuss alternatives

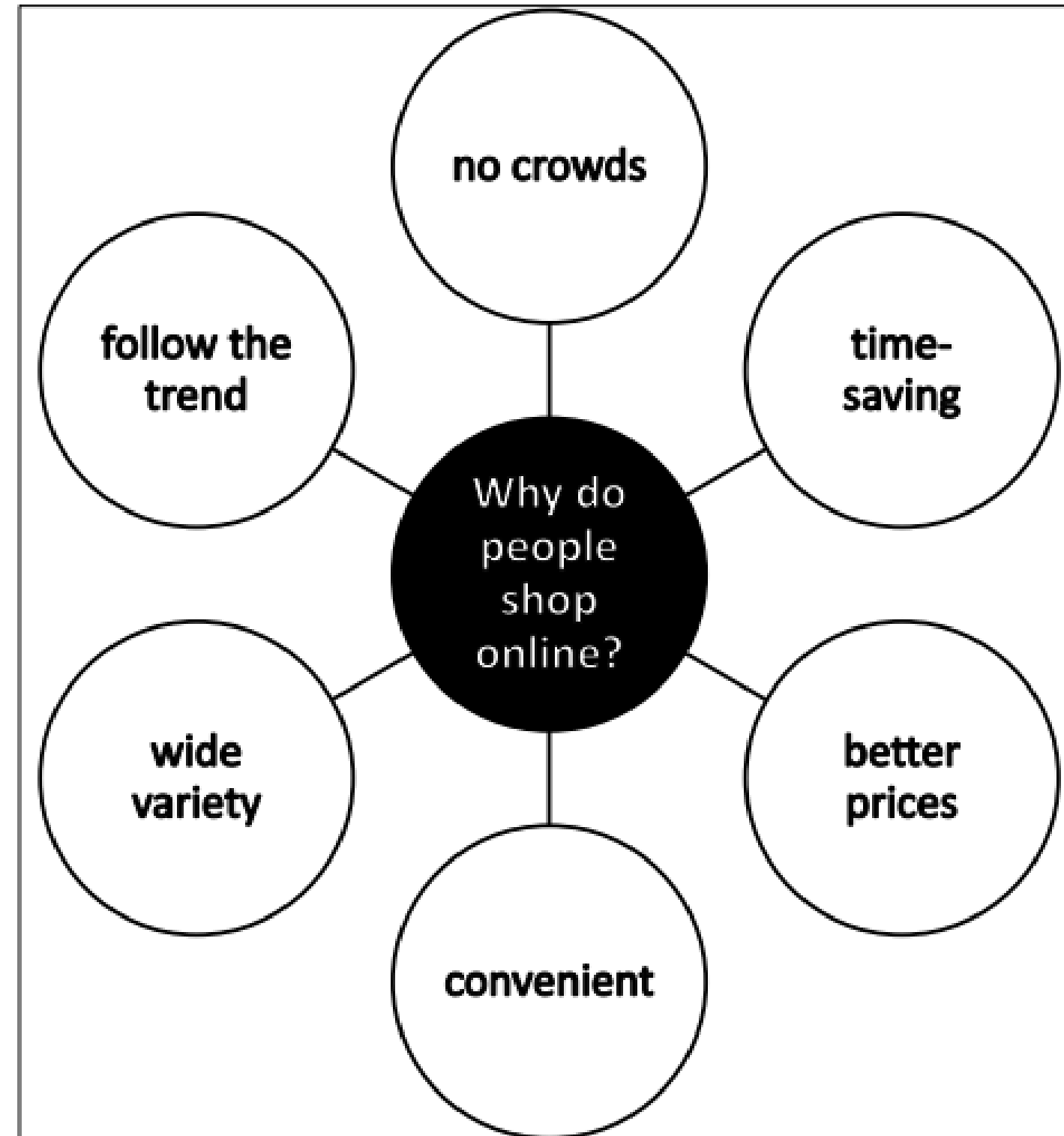
**Let's watch  
videos of the  
speaking test**



# SAMPLE QUESTION



TASK 3



# SAMPLE INTERLOCUTOR SCRIPT (PART 3)

## Online shopping

Part 3  
4-5 minutes

**Interlocutor** Now, I'd like you to talk about something together for about three minutes. The task will have two parts. In the first part, you will discuss something **with each other** for about two minutes. Then, in the second part, you will have another minute to make a decision together. All right? Let's begin with the discussion task.

**Online shopping is gaining popularity in our country.** Place *Part 3 booklet*, open at *Task 3*, in front of the candidates. Here are some reasons why people shop online and a question for you to discuss. First, you have some time to look at the task.

**Candidates A&B** Allow candidates 20 seconds to prepare.  
⌚ approx.  
20 seconds

**Interlocutor** Now, talk to each other about the reasons why people shop online.

**Candidates A&B** .....  
⌚ 2 minutes

*Back-up prompts to be used if necessary:*

**What do you think [candidate name]? What about this [pointing to option]?**

**Interlocutor** Thank you. Now you have about a minute to decide together which is the most popular reason people shop online.

**Candidates A&B** .....  
⌚ 1 minute

**Interlocutor** Thank you. Can I have the booklet, please? Retrieve *Part 3 booklet*.

You've been talking about why people shop online, now let's hear your opinion on this. **In what ways does advertising on social media influence people's buying behaviour?**

Select any of the following prompts as appropriate:

- What do you think?
- Do you agree?
- How about you?

**Candidates A&B** .....  
⌚ 2 minutes

**Interlocutor** Thank you, [candidate A and candidate B]. That's the end of the Speaking test.

PAPER 4

# LISTENING



# THERE ARE 4 PARTS:

- Part 1: 7 questions
- Part 2: 8 questions
- Part 3: 5 questions
- Part 4: 10 questions

\*Refer to sample questions in the module provided



# LISTENING TIPS IN EXAM

A

## Before listening.

Sebelum mendengar



- Baca dan dengar arahan
- Gariskan kata kunci soalan

- Fahamkan konteks. Baca soalan dan fikir tentang apa yg dikatakan. Adakah mereka sedang memberi pendapat atau meluahkan perasaan.

- Baca dan dengar dengan berhati-hati

- Bolehkan anda meneka jawapan? sebelum anda mula mendengar?

Read and listen to instructions - this will give you information such as how many questions you need to answer in this section.

Underline key words in the questions - usually nouns and verbs.

Understanding each context will help you better understand the answer options. Always read the question and think about the person talking and if they are giving an opinion or expressing an attitude or a feeling, for example.

Read and listen carefully to the example given at the start of each part, this will show you how to answer the questions.

Can you predict any answers? Name? Noun? Number? Place? Actual answer?

B

## While listening.

Semasa mendengar



- Jangan bimbang jika anda tidak faham semua. Memahami idea utama selalunya mamadai.

- Audio akan diulang dua kali, jangan risau jika terlepas jawapan kali pertama

- cuba dengar kali pertama untuk memahami konteks dan idea utama kemudian semak jawapan ketika kali kedua.

- jika anda telah beralih kepada soalan seterusnya, lupakan soalan yang telah dijawab

Don't worry if you don't understand everything; understanding the main idea is usually enough.

You hear the recordings twice, so don't worry if you miss the answer the first time.

Try to listen to the whole recording the first time to help you with the context, then check your answers the second time.

When you move to the next question, forget the previous ones.



# LISTENING TIPS IN EXAM

C

**After listening.**

Selepas mendengar




Don't leave empty spaces on your answer sheet.

Check everything on your answer sheet.


-Jangan biar ruang kosong di kertas jawapan

-Semak semua jawapan dalam kertas jawapan





**Are there  
any questions?**



Thank you!

Good luck for your exam

